

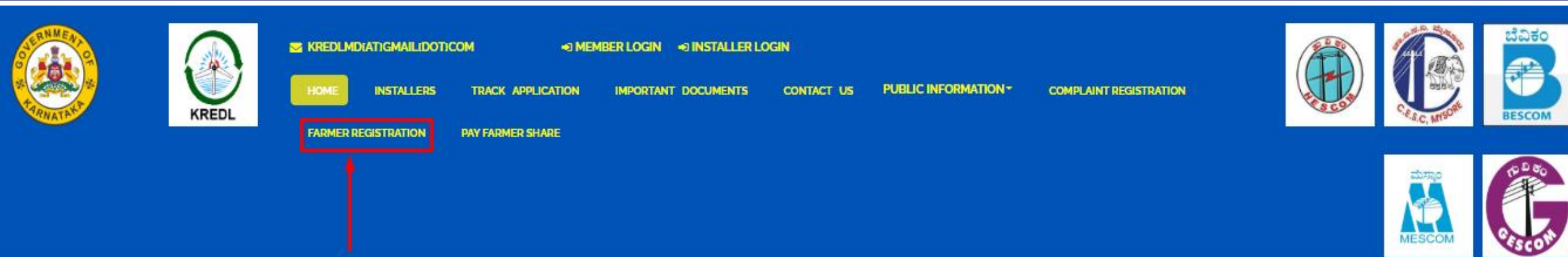


Karnataka SEDM Portal Farmer Flow

URL: <https://souramitra.com>

Farmer Registration

Step 1: Open the link <https://souramitra.com> and click on “Farmer Registration” button



Component B	
Total Standalone Pumps Installed	Total Solar Capacity (MW)
-	-
District Wise Details	

Component C	
Total Grid Connected Pumps Solarized	Total Solar Capacity (MW)
-	-
District Wise Details	



Total Solar Generation (MWh)	
Component B	-
Component C	-
District Wise Details	

Total Carbon Footprint Reduced (Tons)	
Component B	-

Farmer Registration

Step 2: Enter the Mobile Number

+ Search by Mobile Number

Enter Mobile No as per Aadhar. *

Enter Mobile No.

Send OTP

Enter the Mobile Number

COMPONENT-A COMPONENT-B COMPONENT-C

Generate Pdf

Farmer Registration

Step 3: Enter the OTP received in your registered mobile number

The screenshot displays the 'Farmer Registration' portal interface. A modal window titled '+ Search by Mobile Number' is centered on the screen. Inside the modal, there is a text input field for 'Enter Mobile No as per Aadhar.' containing the number '7567653999', followed by a 'Send OTP' button. Below this, another text input field for 'Enter OTP *' contains the text 'Enter 4-digit OTP.'. To the right of this field is the instruction 'Enter the OTP on Verify'. At the bottom right of the modal is a green 'Verify' button with a document icon, which is highlighted by a red box and a red arrow. The background of the portal shows the Government of Karnataka logo, the KREDL logo, and navigation links like 'HOME', 'INSTALLERS', 'TRACK A', 'FARMER REGISTRATION', and 'PAY FARMER'. On the right side, there are logos for HESCOM, C.E.S.C. MYSORE, BESCOM, MESCOM, and GESCOM. At the bottom, there are three tabs labeled 'COMPONENT-A', 'COMPONENT-B', and 'COMPONENT-C', with 'COMPONENT-B' being the active tab. A 'Generate Pdf' button is located at the bottom right of the page.




CP-KREDL

Dear Farmer,
Your OTP is 1234 for PM
KUSUM-B, KREDL portal.
PM KUSUM-B, KREDL

***Messages received from 'CP-KREDL' should only be considered as valid messages.**

Farmer Registration




Step 4: Farmer has to fill the form as requested. (1/2)



[KREDLMDIATIGMAILIDOTICOM](#)[MEMBER LOGIN](#)[INSTALLER LOGIN](#)

[HOME](#)[INSTALLERS](#)[TRACK APPLICATION](#)[IMPORTANT DOCUMENTS](#)[CONTACT US](#)[PUBLIC INFORMATION](#)[COMPLAINT REGISTRATION](#)

[FARMER REGISTRATION](#)[PAY FARMER SHARE](#)



COMPONENT-A

COMPONENT-B

COMPONENT-C

Generate Pdf

Details of Applicant

Application Category *

Farmer

Name of Applicant *

Name of Applicant

Father/Husband Name

Father/Husband Name

Applicant Category *

Please Select

Select Gender *

Please Select

Last 4 Digit Of Aadhar Number

Last 4 Digit Of Aadhar Number

Mobile No as per Aadhar *

9327888948

Email Address

Email Address

Residential Address

Select State *

Karnataka

Select District *

Please Select

Select Taluka

Select Hobli

Select Village

Enter Pin Code

Communication Pin Code

Address

Address

Farmer Registration

Step 4: After Filling Form, for register the application click on “Submit Application” button. (2/2)

Location Address			
Select State *	Select District *	Select Taluka *	Select Hobli *
<input type="text" value="Karnataka"/>	<input type="text" value="Please Select"/>	<input type="text"/>	<input type="text"/>
Select Village *	Enter Pin Code *	Land Survey No *	
<input type="text"/>	<input type="text" value="Pin Code"/>	<input type="text" value="Land Survey No"/>	
Land Area (In Acres)	Land Area In Gunta (max 39.9)	Land Area (In sq. mtr.)	Distance in Meter from SWP Location to ESCOM Electrical Network
<input type="text" value="Land Area (In Acres)"/>	<input type="text" value="Land Area In Gunta(max 39.9)"/>	<input type="text" value="Land Area (In sq. mtr.)"/>	<input type="text" value="Distance in Meter from SWP Location to ESCOM Electrical Ne"/>
Region *	Zone *	Circle *	Division *
<input type="text" value="Please Select"/>	<input type="text"/>	<input type="text"/>	<input type="text"/>
Sub Division *	Section *		
<input type="text"/>	<input type="text"/>		

Required Pump Details			
Pump Capacity (HP) *	Pump Type *	Pump Sub Type *	Pump Category *
<input type="text" value="Please Select"/>	<input type="text" value="Please Select"/>	<input type="text" value="Please Select"/>	<input type="text" value="Please Select"/>
Pump Controller Type *	Depth of Water Level (ft)	Depth of Bore well (ft)	Source of Irrigation
<input type="text" value="Normal"/>	<input type="text" value="Depth of Water Level (ft)"/>	<input type="text" value="Depth of Bore well (ft)"/>	<input type="text" value="Please Select"/>
Beneficiary Share Amount To Be Paid (in Rs.)			
<input type="text" value="Farmer Contribution"/>			

List of Documents
RTC Document (File Types:- JPG,PDF,JPEG,PNG)
<div><div>Choose File</div>No file chosen</div>
File size cannot exceed to 5MB
Government verified Document (Except Aadhar and Pan Card) (File Types:- JPG,PDF,JPEG,PNG)
<div><div>Choose File</div>No file chosen</div>
File size cannot exceed to 5MB

Submit Application

Farmer Registration

Step 5: On Successful Registration of Application Farmer will receive the SMS and acknowledgment receipt will generate.(1/2)

Download PDF



KARNATAKA RENEWABLE ENERGY DEVELOPMENT LIMITED (KREDL) PM-KUSUM SCHEME COMPONENT-B

Acknowledgement Receipt

Date: 26-02-2025, 11:59:45

Dear Applicants,

Thank you for submitting application at Souramitra Karnataka Portal for installation of Standalone Solar Water Pumping System under the Component B of PRADHAN MANTRI KISAN URJA SURAKSHA EVAM UTTHAAN MAHABHIYAN (PM-KUSUM) Scheme.

1. Details of the Applicant:

Unique Application Number	KREDL400000037
Application Category	General
Last 4 Digit Of Aadhar Number	1234
Mobile No as per Aadhar	9874563210
Email	Abc@gmail.com
Applicant Type	Farmer
Farmer Name	Nensi
Father/ Husband name	A
Gender	Female
Address	ASSS

CP-KREDL

Dear Farmer,
Your application registered with
NO. KREDL400000001 for solar
water pump.
PM KUSUM-B, KREDL

***Messages received from 'CP-KREDL' should only be considered as valid messages.**



Farmer Registration

Step 5: On Successful Registration of Application Farmer will receive the SMS and acknowledgment receipt will generate.(2/2)

2. Required Pump Details:

Capacity	3 Hp	Type	DC
Sub Type	Submersible	Category	WaterFilled
Controller	Normal	District	BAGALKOTE
Taluka	Badami	Hobli	BADAMI
Village	Adagal	Pin Code	121212
Land Area (In Acres)	54	Land Area In Gunta	34
Land Survey No	12	Empaneled Agency	Junna Solar Systems Pvt Ltd

3. Other Details

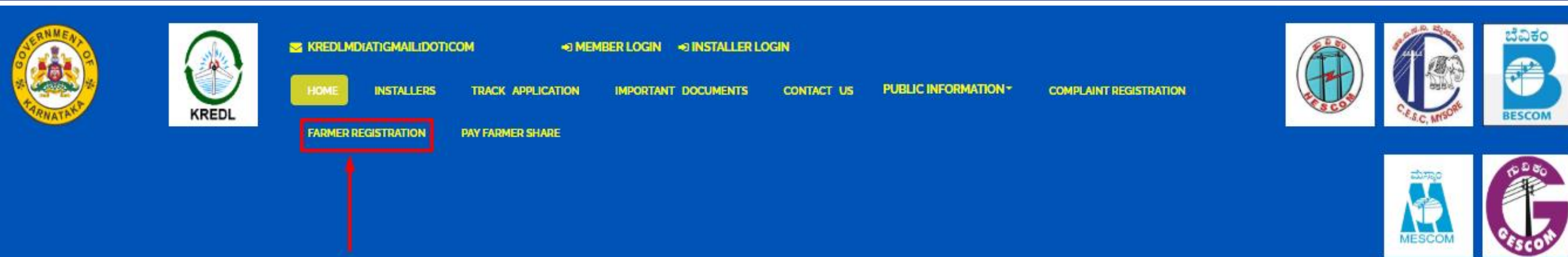
Region	BESCOM	Zone	CTAZ
Circle	DAVANAGERE Circle	Division	HIRIYUR
Sub. Division	HIRIYUR	Section	RANGANATHAPURA
Depth Of Water Level (ft)	12	Depth of Bore well (ft)	32
Source of Irrigation	Micro Irrigation		

4. Standalone Solar Powered Pumping System Cost Details:

Sr. No	Description	Amount in Rs
1	Total cost of Standalone Solar Powered Pumping System (inclusive of all Taxes)	208004
2	State Contribution	104002
3	MNRE share (Under Component – B of PM-KUSUM)	57157
4	Total Subsidy Amount (4=2+3)	161159
5	Beneficiary Share Contribution (5 = 1- 4)	46845

Vendor Selection

Step 1: Revisit the link <https://souramitra.com> and click on “Farmer Registration”.



Component B	
Total Standalone Pumps Installed	Total Solar Capacity (MW)
-	-
District Wise Details	

Component C	
Total Grid Connected Pumps Solarized	Total Solar Capacity (MW)
-	-
District Wise Details	




Total Solar Generation (MWh)	
Component B	-
Component C	-
District Wise Details	

Total Carbon Footprint Reduced (Tons)	
Component B	-

Vendor Selection

Step 2: Enter the Mobile Number



The screenshot displays a web application interface for Vendor Selection. At the top, there is a dark blue header with the Government of Karnataka logo on the left and several utility logos (HESCOM, C.E.S.C. MYSORE, BESCOM, MESCOM, GESCOM) on the right. Below the header, a navigation bar contains links: HOME, INSTALLERS, TRACK A, and LAINT REGISTRATION. A central modal titled '+ Search by Mobile Number' is open. Inside the modal, there is a text input field labeled 'Enter Mobile No. as per Aadhar. *' and a 'Send OTP' button. A red box highlights the input field, and a red arrow points to it with the text 'Enter the Mobile Number' below it. The background of the page is a light gray with a grid of components labeled COMPONENT-A, COMPONENT-B, and COMPONENT-C. A 'Generate Pdf' button is located in the bottom right corner.

GOVERNMENT OF KARNATAKA

KREDL

KREDLMDIATIGMAILIDOTCOM

HOME INSTALLERS TRACK A LAINT REGISTRATION

FARMER REGISTRATION PAY FARMER

+ Search by Mobile Number

Enter Mobile No as per Aadhar. *

Enter Mobile No.

Send OTP

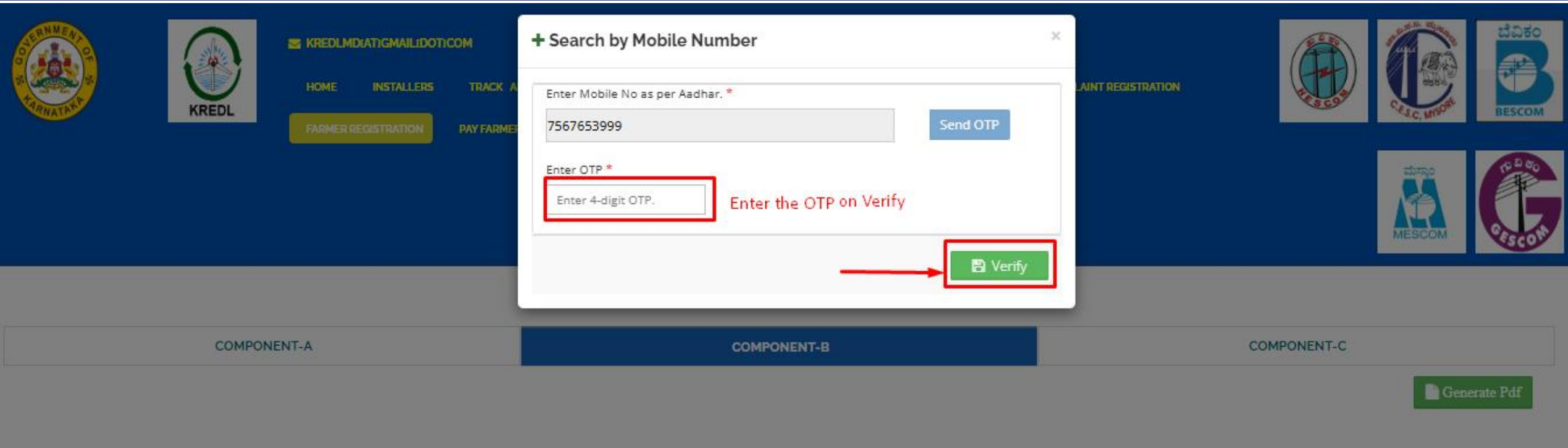
Enter the Mobile Number

COMPONENT-A COMPONENT-B COMPONENT-C

Generate Pdf

Vendor Selection

Step 3: Enter the OTP received in your registered mobile number



The screenshot displays the KREDL portal interface. At the top, there are logos for the Government of Karnataka and KREDL, along with navigation links like HOME, INSTALLERS, TRACK A, and FARMER REGISTRATION. A central modal window titled '+ Search by Mobile Number' is open. It contains a text input field for 'Enter Mobile No as per Aadhar.' with the value '7567653999' and a 'Send OTP' button. Below this is another text input field for 'Enter OTP *' with the placeholder 'Enter 4-digit OTP.'. To the right of this field is the text 'Enter the OTP on Verify'. At the bottom right of the modal is a green 'Verify' button with a red arrow pointing to it. The background shows a grid of logos for various utility companies like HESCOM, C.E.S.C. MYSORE, BESCOM, MESCOM, and GESCOM. At the bottom, there are three tabs labeled COMPONENT-A, COMPONENT-B, and COMPONENT-C, and a 'Generate Pdf' button.

Search by Mobile Number

Enter Mobile No as per Aadhar. *

7567653999

Send OTP

Enter OTP *

Enter 4-digit OTP.

Enter the OTP on Verify

Verify

CP-KREDL

Dear Farmer,
Your OTP is 1234 for PM
KUSUM-B, KREDL portal.
PM KUSUM-B, KREDL

*Messages received from 'CP-KREDL' should only be considered as valid messages.

Vendor Selection

Step 4: Select the Vendor from dropdown and click on “Submit Application”

Location Address			
Select State *	Select District *	Select Taluka *	Select Hobli *
Karnataka	BAGALKOTE	Badami	BADAMI
Select Village *	Enter Pin Code *	Land Survey No *	
Adagal	121212	12	
Land Area (In Acres)	Land Area In Gunta (max 39.9)	Land Area (In sq. mtr.)	Distance in Meter from SWP Location to ESCOM Electrical Network
54	34	221420.66	5
Region *	Zone *	Circle *	Division *
BESCOM	CTAZ	DAVANAGERE Circle	HIRIYUR
Sub Division *	Section *		
HIRIYUR	RANGANATHAPURA		

Required Pump Details			
Pump Capacity (HP) *	Pump Type *	Pump Sub Type *	Pump Category *
3	DC	Submersible	Water Filled
Pump Controller Type *	Depth of Water Level (ft)	Depth of Bore well (ft)	Source of Irrigation
Normal	12	32	Micro Irrigation
Beneficiary Share Amount To Be Paid (in Rs.)			
46845			



Select Empanelled Agency
Select Empanelled Agency *
Please Select

Verify the above details (details are non-editable) and select the vendor from dropdown list

Submit Application

Farmer Share






Step 1: Revisit the link <https://souramitra.com> and click on “Pay Farmer Share”.



KREDLMDIATIGMAILIDOTCOM[MEMBER LOGIN](#)[INSTALLER LOGIN](#)

[HOME](#)[INSTALLERS](#)[TRACK APPLICATION](#)[IMPORTANT DOCUMENTS](#)[CONTACT US](#)[PUBLIC INFORMATION*](#)[COMPLAINT REGISTRATION](#)

[FARMER REGISTRATION](#)[PAY FARMER SHARE](#)



Component B

Total Standalone Pumps Installed

Total Solar Capacity (MW)

[District Wise Details](#)

Component C

Total Grid Connected Pumps Solarized

Total Solar Capacity (MW)

[District Wise Details](#)

Total Solar Generation (MWh)

Component B : -

Component C : -

[District Wise Details](#)

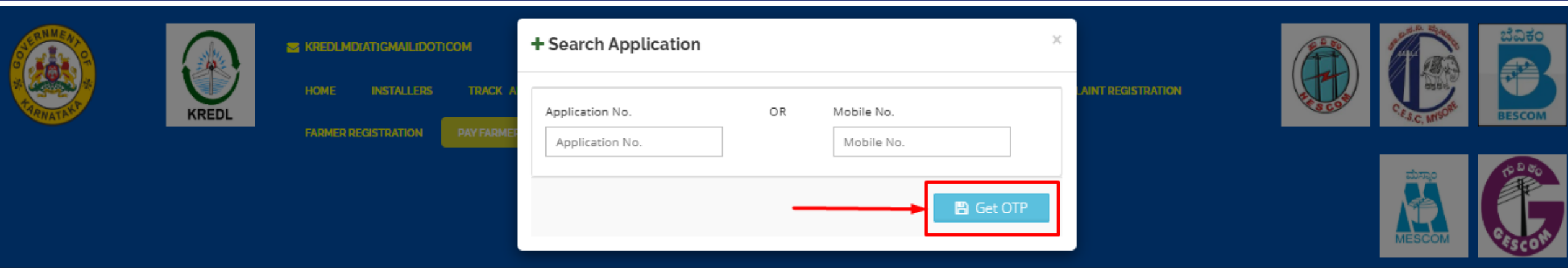
Total Carbon Footprint Reduced (Tons)

Component B : -



Farmer Share

Step 2: Enter the Application No. or Mobile No. and click on “Get OTP”



The screenshot shows a web application interface for 'Farmer Share'. At the top, there is a dark blue header with the Government of Karnataka logo on the left and several utility logos (HESCOM, C.E.S.C. Mysore, BESCOM, MESCOM, GESCOM) on the right. Below the header, a navigation bar contains links like 'HOME', 'INSTALLERS', 'TRACK A...', 'FARMER REGISTRATION', and 'PAY FARMER'. A central modal window titled '+ Search Application' is open. It contains two input fields: 'Application No.' and 'Mobile No.', separated by 'OR'. A red arrow points to a blue button labeled 'Get OTP' at the bottom right of the modal. The background of the page is divided into three horizontal sections labeled 'COMPONENT-A', 'COMPONENT-B', and 'COMPONENT-C'.

+ Search Application

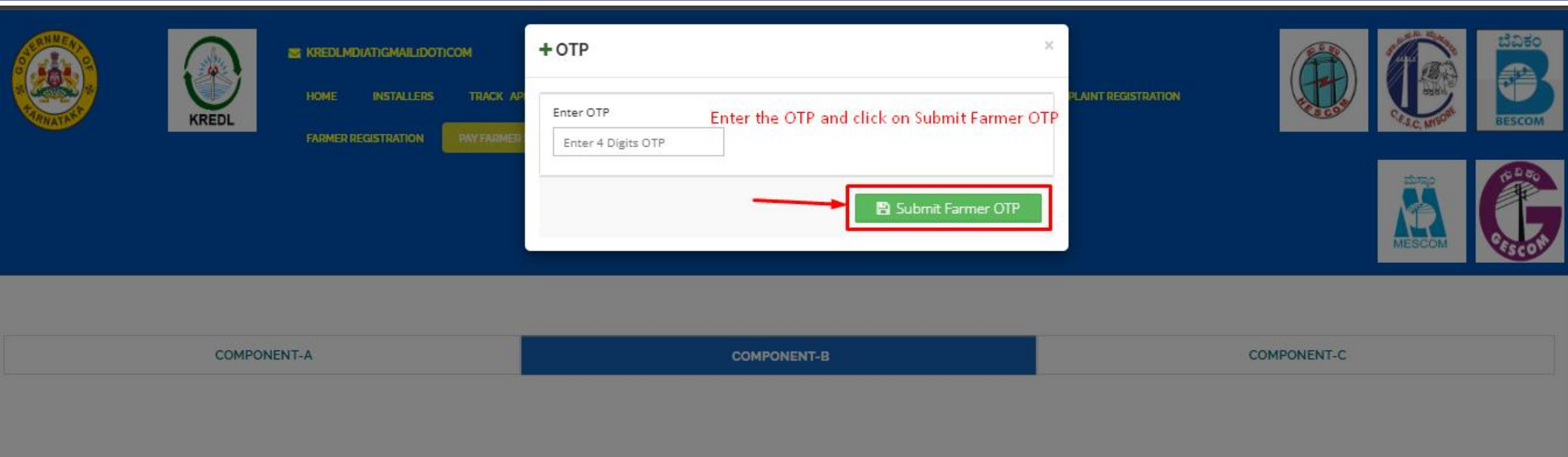
Application No. OR Mobile No.

Application No. Mobile No.

Get OTP

Farmer Share

Step 3: Enter the OTP received in your registered mobile number



The screenshot displays the KREDL Farmer Share portal interface. At the top, there is a navigation bar with the Government of Karnataka logo, KREDL logo, and email address KREDLMDIATIGMAILDOTCOM. The main menu includes links for HOME, INSTALLERS, TRACK AP, FARMER REGISTRATION, and PAY FARMER. A central modal window titled '+ OTP' is open, prompting the user to 'Enter OTP' and 'Enter 4 Digits OTP'. A red arrow points to the 'Submit Farmer OTP' button. To the right of the input field, a red text instruction reads 'Enter the OTP and click on Submit Farmer OTP'. The background shows logos for various electricity supply companies (HESCOM, C.E.S.C. MYSORE, BESCOM, MESCOM, GESCOM) and a progress bar at the bottom with three components: COMPONENT-A, COMPONENT-B (highlighted), and COMPONENT-C.

CP-KREDL

Dear Farmer,
Your OTP is 1234 for PM
KUSUM-B, KREDL portal.
PM KUSUM-B, KREDL

***Messages received from 'CP-KREDL' should only be considered as valid messages.**


Farmer Share

Step 4: On Successful validate from OTP, View the farmer detail and Proceed to Make Payment from “Proceed To Pay Farmer Share” button.


Karnataka	BAGALKOTE	Badami	Please Select
Select Village *	Enter Pin Code *	Land Survey No *	
Please Select	121212	12	
Land Area (In Acres)	Land Area In Gunta (max 39.9)	Land Area (In sq. mtr.)	Distance in Meter from SWP Location to ESCOM Electrical Network
54	34	221420.66	5
Region	Zone	Circle	Division
BESCOM	CTAZ	DAVANAGERE Circle	HIRIYUR
Sub Division	Section		
HIRIYUR	RANGANATHAPURA		


Required Pump Details

Pump Capacity (HP) *	Pump Type *	Pump Sub Type *	Pump Category *
3	DC	Submersible	Water Filled
Pump Controller Type *	Depth of Water Level (ft)	Depth of Bore well (ft)	Source of Irrigation
Normal	12	32	Micro Irrigation
Beneficiary Share Amount To Be Paid (in Rs.)			
46845			


 [Proceed to pay farmer share](#)


Step 5: Make a Payment through Eshiksa Branch


**Eshiksa Branch**
Order ID: # 1732942556858
₹ 46845.0

 +919327888948 | Nensi Edit

Select Payment Methods




 **UPI**
Paytm, PhonePe, Bhim UPI and More

 **Credit Card**
Mastercard, Visa, Rupay, Maestro, Amex

 **Debit Card**
Visa, Master, Rupay, Maestro, Amex

₹ 46845.00
[View detailed bill](#)

Proceed to Pay

Powered By :  Secured By:  
Help & Support anirudh@getepay.in

Mode of Payment will Accept

- UPI
- Credit Card
- Debit Card
- Net Banking
- Scan QR

Select the mode of Payment and Click on “Proceed to Pay”.

Payment Receipt



Karnataka Renewable Energy Development Limited
PMKUSUM COMP-B Farmer Payment Receipt

Payment Successful Receipt

Payment Details

Order Number:	W6YIgvVM5m8qQcW5ac5af614
Amount:	46845.0
Transaction Number:	19154250
Payment Status:	SUCCESS
Payment Method:	NB
Payment Date:	26-02-2025

Beneficiary Details

Beneficiary Name:	Nensi
Application Category:	Farmer
Location District:	BAGALKOTE
Application No:	KREDL400000037
Mobile No:	9327888948
Pump Configuration:	3 DC Submersible WaterFilled Normal

[Download PDF](#)[Return to Homepage](#)

On successful Farmer Payment Done, Department will give Work to Empanelled Agency.

The background features a gradient from deep pink on the left to a muted blue on the right. Overlaid on this are numerous thin, white, wavy lines that create a sense of motion and depth, resembling a stylized wave or a series of overlapping curves.

Thank You!